


	ST.MARY'S ANGLICAN	
REGION: NJOMBE	SCHOOL AVERAGE: 32.1	DISTRICT: NJOMBE
SUBJECT AND GRADE PERFORMANCE ANALYSIS		

SUBJECT RANKING			
ENGLISH	39.8	80%	1
KISWAHILI	36.3	73%	2
CIVIC AND MORAL EDUCATION	33.7	67%	3
SOCIAL STUDIES	29.6	59%	4
SCIENCE	29.4	59%	5
MATHEMATICS	23.5	47%	6

SUBJECT GRADE ANALYSIS					
SUBJECT/GRADE	A	B	C	D	F
MATHEMATICS	3	8	9	14	0
KISWAHILI	10	27	2	0	0
ENGLISH	22	14	3	0	0
SCIENCE	0	19	15	5	0
SOCIAL STUDIES	3	14	14	7	0
CIVIC AND MORAL	8	21	9	1	0

OVERALL GRADE ANALYSIS			
A	5	39	6%
B	20		25%
C	13		16%
D	1		1%
F	0		0%

CHART SUBJECT ANALYSIS						
40						
35						
30						
25						
20						
15						
10						
	MATH	KISW	ENG	SCIE	SST	CME

BOYS VS GIRLS PERFORMANCE				
	SAT		SAT	TOTAL
	20		19	39
32%				
32%				

SEATED	39	100%
ABSENTEES	0	0%
PASSED	38	97%
FAILED	1	3%

NO	NAME	SEX	MATH		KISW		ENG		SCI		SST		CME		TOTAL	AVG	GRADE	POS
1	GODFRAUD LENARD MWINUKA	M	45	A	42	A	46	A	39	B	40	B	46	A	258	43.0	A	1
2	LAWRENCE INNOCENT KAGARUKI	M	45	A	42	A	46	A	39	B	45	A	37	B	254	42.3	A	2
3	DAMIAN JOACHIM MWANISAWA	M	44	A	41	A	41	A	39	B	40	B	45	A	250	41.7	A	3
4	JOHNSON NURU MTWEVE	M	40	B	39	B	45	A	39	B	44	A	42	A	249	41.5	A	4
5	MACDONALD FREDRICK KYOMO	M	40	B	39	B	44	A	39	B	43	A	41	A	246	41.0	A	5
6	JOHN BADWIN MGIMBA	M	33	B	41	A	45	A	40	B	39	B	42	A	240	40.0	B	6
7	EMMANUELA DAVID MANGULA	F	40	B	43	A	44	A	38	B	35	B	38	B	238	39.7	B	7.5
8	MERCY SOLOMON KALAMBILE	F	40	B	36	B	46	A	36	B	39	B	41	A	238	39.7	B	7.5
9	ELIZABETH MUSA MWEBEHA	F	39	B	41	A	39	B	38	B	34	B	34	B	225	37.5	B	9
10	ATUWONWE STEPHEN BANGE	F	32	B	38	B	44	A	32	B	28	C	43	A	217	36.2	B	10
11	RAYMOND PRAKSEDIS KHAMBO	M	30	C	36	B	44	A	33	B	30	C	39	B	212	35.3	B	11.5
12	MATRIDA FRANCO MUNGURU	F	26	C	42	A	46	A	29	C	30	C	39	B	212	35.3	B	11.5
13	NELSON RAJABU MDAKAMA	M	30	C	36	B	43	A	32	B	35	B	34	B	210	35.0	B	13
14	SHADYA SAID AZIZI	F	27	C	37	B	40	B	36	B	34	B	34	B	208	34.7	B	14
15	MARCELIANA RENADI BUTAGE	F	22	C	41	A	37	B	35	B	39	B	32	B	206	34.3	B	15.5
16	TERESIA TIEM MLIGO	F	26	C	36	B	39	B	34	B	36	B	35	B	206	34.3	B	15.5
17	CAREEN DONALD MSIGWA	F	24	C	36	B	43	A	27	C	34	B	40	B	204	34.0	B	17
18	GRACE GODLOVE MWALONGO	F	18	D	41	A	39	B	33	B	31	B	41	A	203	33.8	B	18
19	DAUD ANZIGALI CHOTA	M	27	C	42	A	42	A	30	C	26	C	35	B	202	33.7	B	19
20	SARAPHINA CLEMENCE MWENDA	F	17	D	32	B	43	A	31	B	38	B	38	B	199	33.2	B	20
21	JOHNSON EMANUELY NYATO	M	31	B	37	B	42	A	25	C	28	C	34	B	197	32.8	B	21
22	REONARD ERENEUS MGAYA	M	23	C	34	B	41	A	34	B	29	C	31	B	192	32.0	B	22
23	MARY BENNY MGAYA	F	20	D	35	B	42	A	24	C	30	C	36	B	187	31.2	B	23
24	ANDREW PETER MWALONGO	M	15	D	35	B	46	A	27	C	27	C	36	B	186	31.0	B	24
25	HELENA HENRY MSIMIKE	F	19	D	33	B	36	B	29	C	35	B	32	B	184	30.7	B	25

NO	NAME	SEX	MATH		KISW		ENG		SCI		SST		CME		TOTAL	AVG	GRADE	POS
26	NOELA CARLOS MHENGA	F	12	D	37	B	43	A	33	B	22	C	30	C	177	29.5	C	26
27	BRIAN ERICK MWAISAKA	M	15	D	33	B	41	A	25	C	28	C	30	C	172	28.7	C	27.5
28	DENIS DAVID MGOYE	M	13	D	36	B	45	A	19	D	28	C	31	B	172	28.7	C	27.5
29	NEEMA ALEX SABULE	F	13	D	37	B	37	B	27	C	16	D	35	B	165	27.5	C	29
30	ENOCK ENIATH MTWEVE	M	10	E	38	B	37	B	22	C	25	C	32	B	164	27.3	C	30
31	LIGHTHONY LIGHTONY MWAIPOPO	M	17	D	31	B	38	B	25	C	25	C	27	C	163	27.2	C	31
32	MILLIAM CHARLES MLOWEZI	F	8	E	33	B	31	B	22	C	26	C	38	B	158	26.3	C	32
33	DORCUS VITUS MAPUNDA	F	16	D	32	B	32	B	23	C	20	D	23	C	146	24.3	C	33
34	KENETH REUBEN NDONE	M	7	E	27	C	34	B	26	C	19	D	24	C	137	22.8	C	34
35	KELVIN PEDENI SANGA	M	12	D	31	B	33	B	17	D	20	D	21	C	134	22.3	C	35
36	FARAJA SIMALIKE KAYOMBO	F	11	D	32	B	30	C	23	C	13	D	24	C	133	22.2	C	36.5
37	NEEMA SHADRACK MWANGUSA	F	9	E	34	B	36	B	18	D	15	D	21	C	133	22.2	C	36.5
38	GIZIBERT NELSON KAYOMBO	M	17	D	32	B	27	C	17	D	18	D	12	D	123	20.5	C	38
39	STEPHANO VITUS KIWOVELE	M	4	E	28	C	25	C	13	D	10	E	23	C	103	17.2	D	39